

Data for the Kentucky Teacher Preparation Feedback Report comes from the Kentucky Longitudinal Data System (KLDS). The report is divided into three sections. Section A compares enrollment and graduation information for all students with those students in teacher preparation programs. Section B provides data about time-to-employment for first-time teaching graduates with a Bachelor's degree, as well as retention rates for those graduates who were employed as certified public K-12 employees within one year of graduating. Section C maps districts of employment for several recent cohorts of first-time teacher preparation graduates who earned a Bachelor's degree.

**A. What were the recent enrollment and graduation numbers for Campbellsville University?**

In order to ensure the confidentiality of individuals, some data items have been redacted. Redacted data are represented by an asterisk (\*).

Academic Year 2011-2012 Profile	Campbellsville University	4-Year Public and Independent Total
<b>1. Total enrollment</b>		
a. Total, all majors	2,985	175,600
b. Teacher preparation programs	442	11,922
c. Percent of total enrollments in teacher preparation programs	14.8%	6.8%
<b>Teacher Preparation Programs</b>		
<b>2. Undergraduate enrollment</b>		
3. Graduate enrollment	64	3,305
<b>4. Bachelor's degree earners</b>		
a. In-state origin	*	79.4%
b. Out-of-state origin	*	20.6%
<b>5. Graduate degree earners</b>		
a. In-state origin	*	84.1%
b. Out-of-state origin	*	15.9%

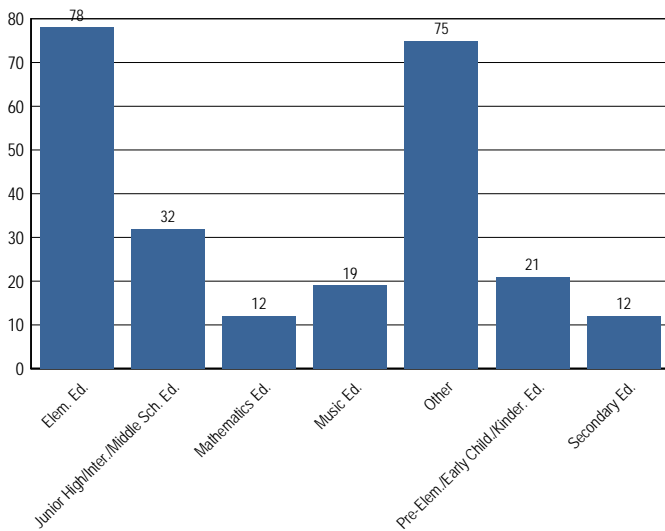
**Quick Statistics**

**What happened to academic year 2011-2012 first-time teaching graduates with a Bachelor's degree from this institution one year later?**

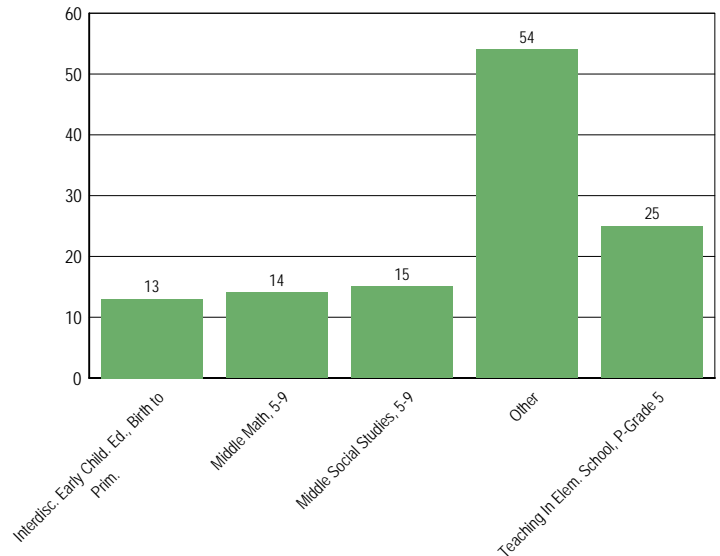
a. Employed in Kentucky as a certified public K-12 employee	37.0%
Median annual salary**	\$34,908
b. Employed in the education industry in Kentucky, but not as a certified public K-12 employee	34.8%
Median wages**	\$17,971
c. Employed in Kentucky, but not in the education industry	21.7%
Median wages**	\$18,370
d. Not employed in Kentucky, but continuing education	*
e. Not employed in Kentucky and not continuing education	6.5%

\*\*Median annual salary includes total salary for all jobs in MUNIS. Median wages include total wages for jobs covered by the Kentucky unemployment insurance system.

**Academic Majors of First-Time Teaching Graduates with a Bachelor's Degree, Academic Years 2008 to 2012\*\***



**Certifications for First-Time Teaching Graduates with a Bachelor's Degree, Academic Years 2008 to 2012\*\***

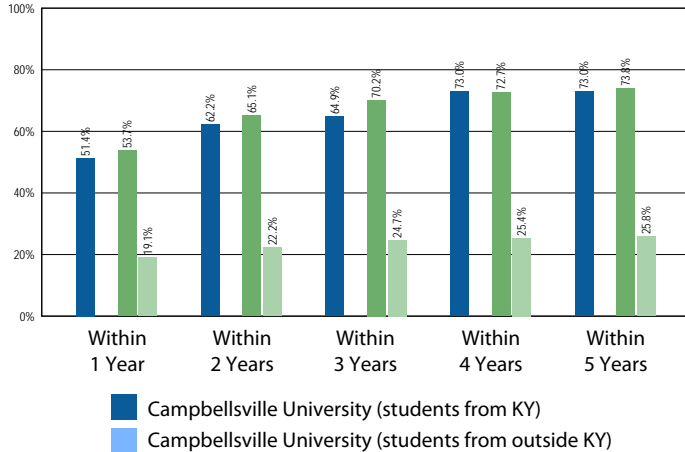


\*\*Academic majors/certifications with fewer than 10 graduates are combined as "Other". The sum of majors/certificates may exceed the total number of graduates.

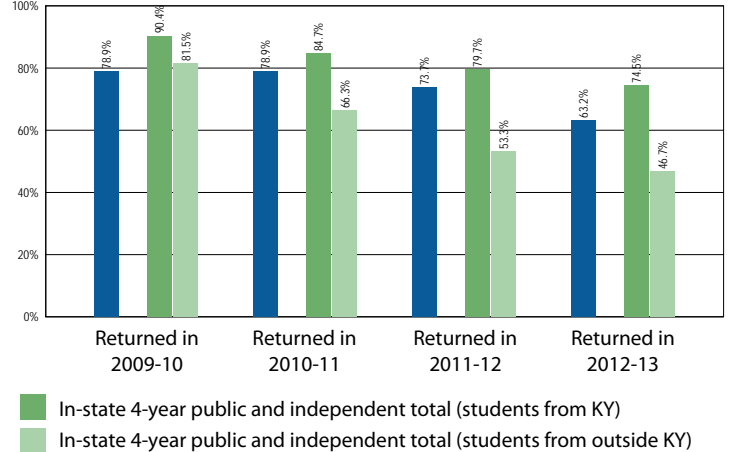
Note: This Kentucky Teacher Preparation Feedback Report was produced using data from the Kentucky Longitudinal Data System (KLDS) and provides information at a deeper level and in a different format than previous reports. If you intend to compare data from this report to others, please review the technical notes for each to ensure that the data are comparable. For more information, please visit <http://KCEWS.ky.gov> or e-mail [KCEWS@ky.gov](mailto:KCEWS@ky.gov).

**B. What were time-to-employment and retention trends for first-time teaching graduates with a Bachelor's degree in academic year 2007-2008 from Campbellsville University?**

**Time-to-Employment as Certified Public K-12 Employees for these Graduates**



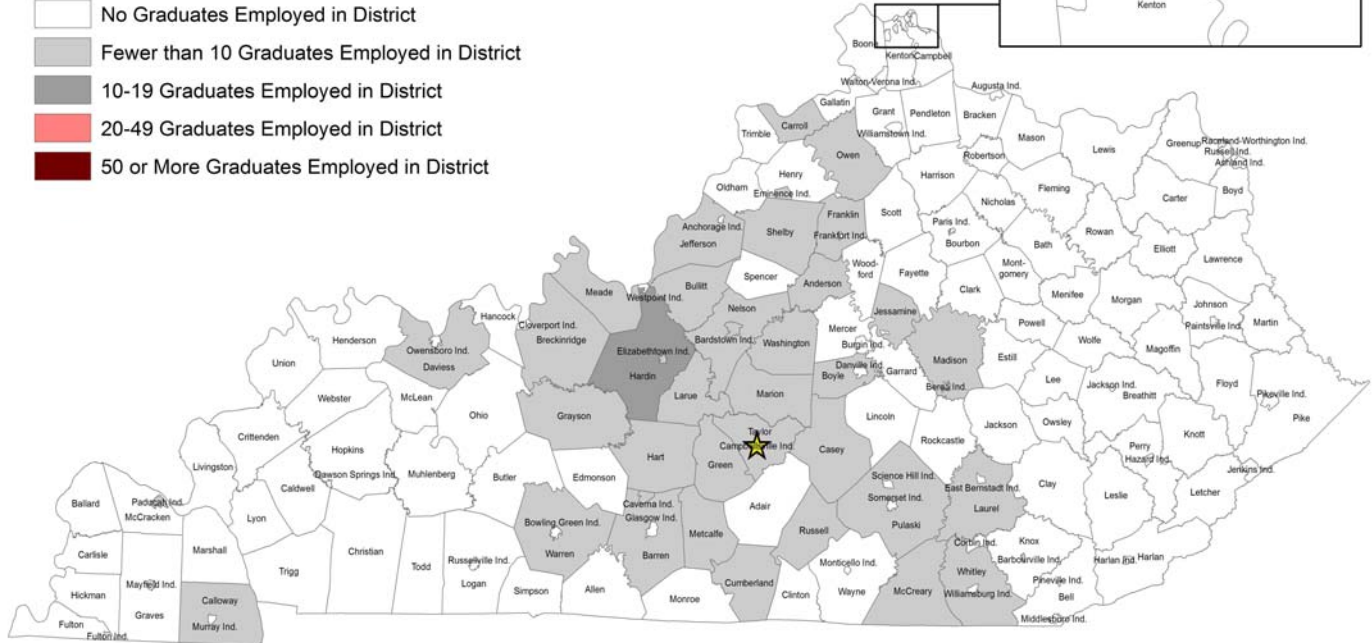
**Retention Rates for Graduates Employed as Certified Public K-12 Employees within One Year of Graduation**



**C. Where were recent first-time teaching graduates with a Bachelor's degree from Campbellsville University employed as certified public K-12 teachers?**

**Districts of Employment for Campbellsville University's First-Time Teaching Graduates with a Bachelor's Degree from 2008-2012\***

- ★ Location of College or University
- No Graduates Employed in District
- Fewer than 10 Graduates Employed in District
- 10-19 Graduates Employed in District
- 20-49 Graduates Employed in District
- 50 or More Graduates Employed in District



\* Includes all first-time teaching graduates with a bachelor's degree from academic years 2007-2008 to 2011-2012 who were employed as certified public K-12 employees in Kentucky during the academic year immediately following graduation.