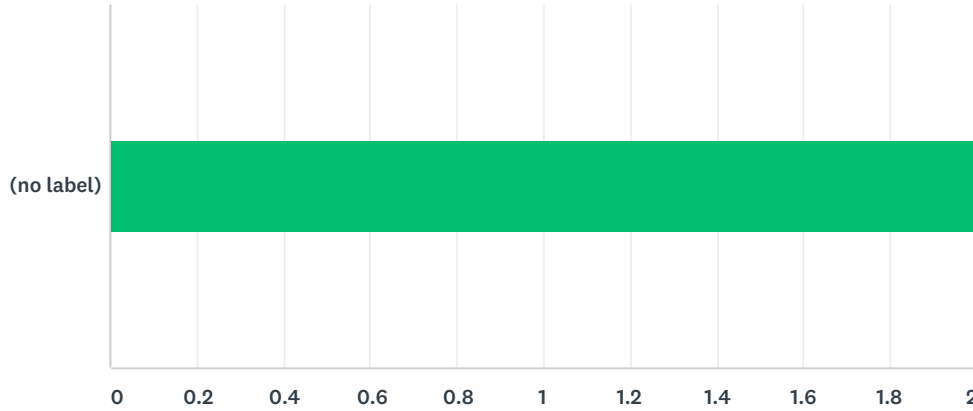


Q1 What is your rating for how well the School of ED prepares teachers who understand how learners grow and develop, recognizing that patterns of learning and development vary individually within and across the cognitive, linguistic, social, emotional and physical areas, and designs and implements developmentally appropriate and challenging learning experiences? (InTASC Standard 1)

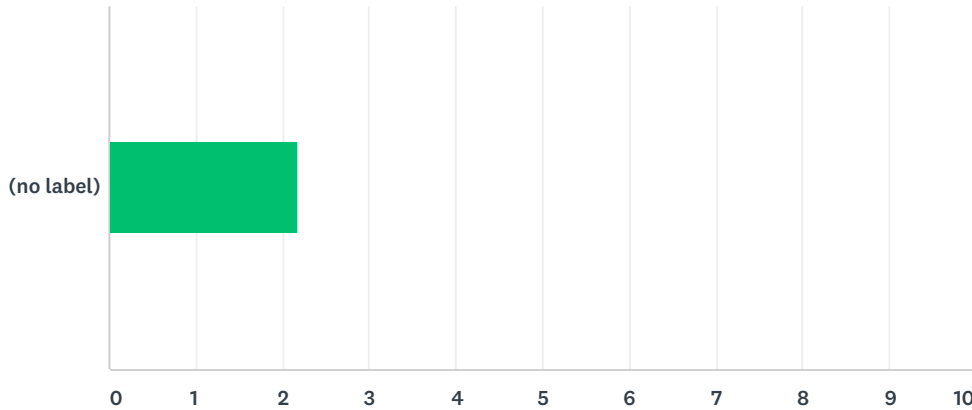
Answered: 6 Skipped: 0



	4 EXEMPLARY	3 ACCOMPLISHED	2 DEVELOPING	1 INEFFECTIVE	TOTAL	WEIGHTED AVERAGE
(no label)	16.67%	66.67%	16.67%	0.00%	6	2.00
	1	4	1	0		

**Q2 What is your rating for how well the School of ED prepares teachers that understand individual differences and diverse cultures and communities to ensure inclusive learning environments that enable each learner to meet high standards? (InTASC Standard 2)**

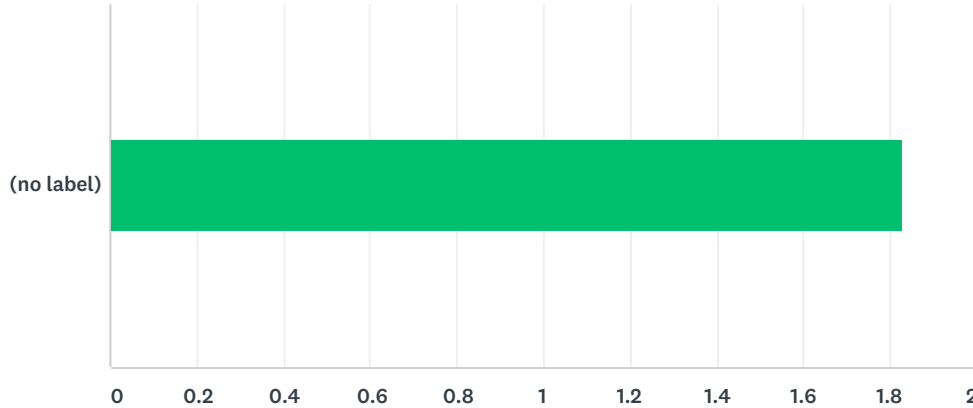
Answered: 6 Skipped: 0



	4 EXEMPLARY	3 ACCOMPLISHED	2 DEVELOPING	1 INEFFECTIVE	TOTAL	WEIGHTED AVERAGE
(no label)	0.00%	83.33%	16.67%	0.00%	6	2.17
	0	5	1	0		

Q3 How would you rate how well the School of ED prepares teachers who works with others to create environments that support individual and collaborative learning and that encourage positive social interaction, active engagement in learning and self motivation (InTASC Standard 3)

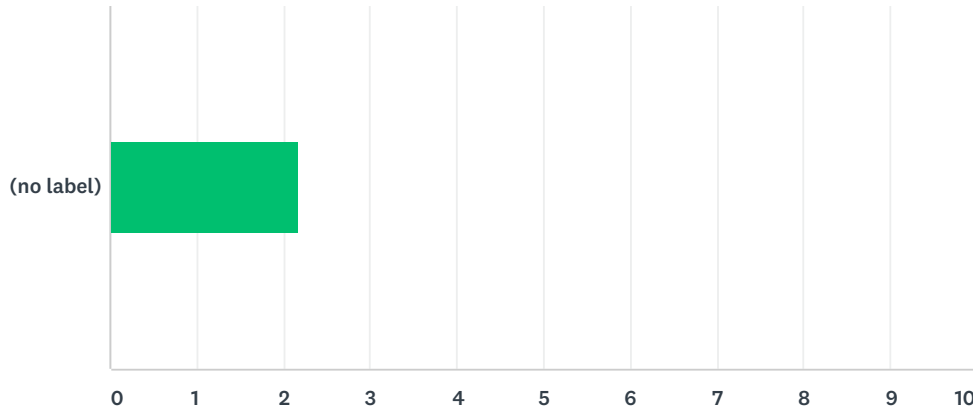
Answered: 6 Skipped: 0



	4 EXEMPLARY	3 ACCOMPLISHED	2 DEVELOPING	1 INEFFECTIVE	TOTAL	WEIGHTED AVERAGE
(no label)	33.33%	50.00%	16.67%	0.00%	6	1.83
	2	3	1	0		

Q4 What is your rating for how well the School of ED prepares teachers who understand the central concepts, tools of inquiry and structures of the discipline (s) he or she teaches and creates learning experiences that make these aspects of the discipline accessible and meaningful for learners to assure mastery of content? (InTASC Standard 4)

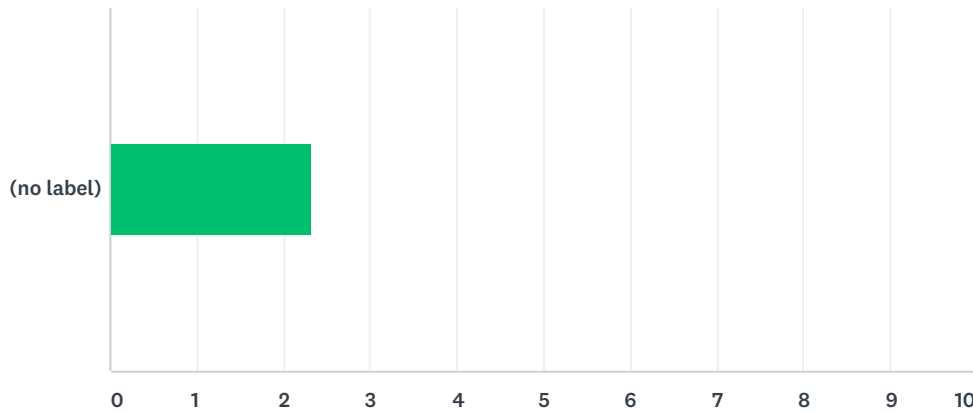
Answered: 6 Skipped: 0



	4 EXEMPLARY	3 ACCOMPLISHED	2 DEVELOPING	1 INEFFECTIVE	TOTAL	WEIGHTED AVERAGE
(no label)	0.00%	83.33%	16.67%	0.00%	6	2.17
	0	5	1	0		

**Q5 What is your rating for how well the School of Education prepares teachers who understand how to connect concepts and use differing perspectives to engage learners in critical thinking, creativity, and collaborative problem solving related to authentic local and global issues? (InTASC Standard 5)**

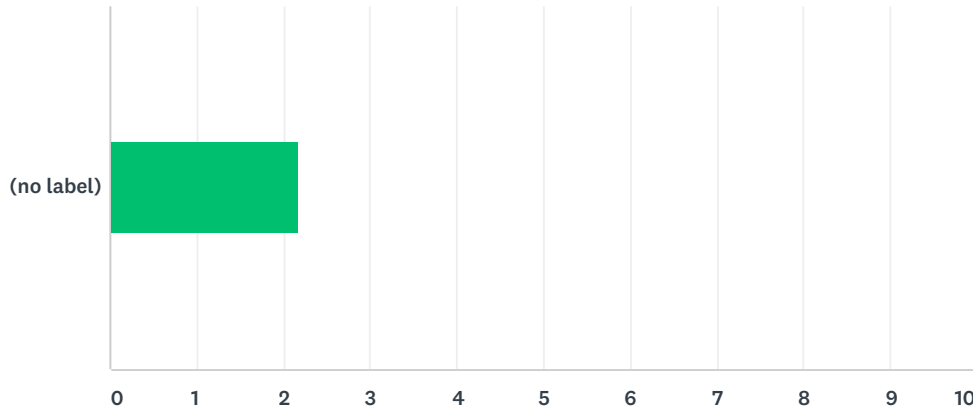
Answered: 6 Skipped: 0



	4 EXEMPLARY	3 ACCOMPLISHED	2 DEVELOPING	1 INEFFECTIVE	TOTAL	WEIGHTED AVERAGE
(no label)	0.00% 0	66.67% 4	33.33% 2	0.00% 0	6	2.33

Q6 What is your rating for how well the School of ED prepares teachers who understand and use multiple methods of assessment to engage learners in their own growth, to monitor learner progress, and to guide the teacher's and learner's decision making? (InTASC Standard 6)

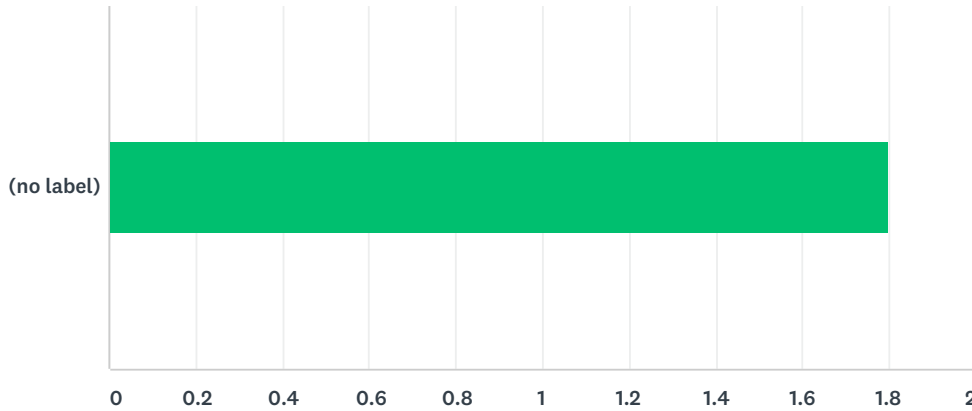
Answered: 6 Skipped: 0



	4 EXEMPLARY	3 ACCOMPLISHED	2 DEVELOPING	1 INEFFECTIVE	TOTAL	WEIGHTED AVERAGE
(no label)	0.00%	83.33%	16.67%	0.00%	6	2.17
	0	5	1	0		

**Q7 What is your rating for how well the School of ED prepares the teacher to plan instruction that supports every student in meeting rigorous learning goals by drawing upon knowledge of content areas, curriculum, cross-disciplinary skills and pedagogy, as well as knowledge of learners and the community context? (InTASC Standard 7)**

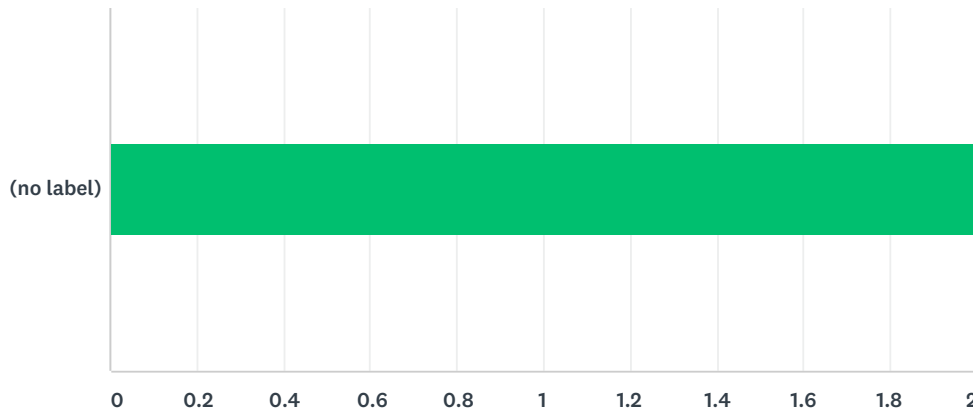
Answered: 5 Skipped: 1



	4 EXEMPLARY	3 ACCOMPLISHED	2 DEVELOPING	1 INEFFECTIVE	TOTAL	WEIGHTED AVERAGE
(no label)	20.00% 1	80.00% 4	0.00% 0	0.00% 0	5	1.80

**Q8 What is your rating for how well the School of ED prepares the teacher to understand and use a variety of instructional strategies to encourage learners to develop deep understanding of content areas and their connections, and to build skills to apply knowledge in meaningful ways? (InTASC Standard 8)**

Answered: 6 Skipped: 0

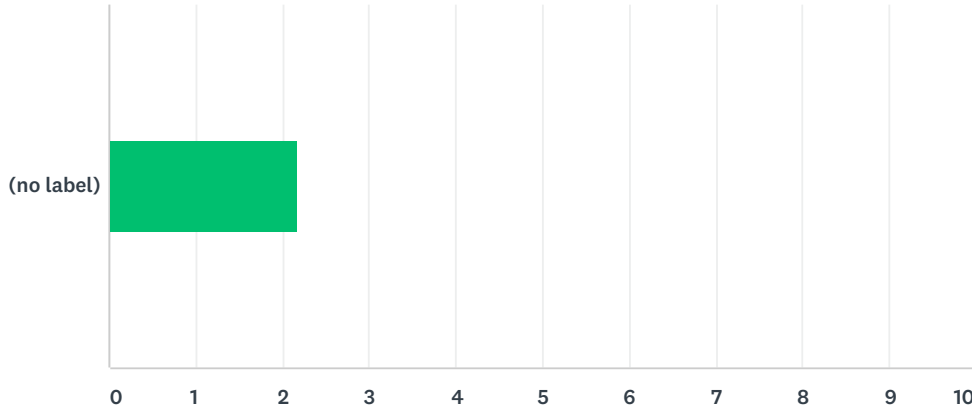


	4 EXEMPLARY	3 ACCOMPLISHED	2 DEVELOPING	1 INEFFECTIVE	TOTAL	WEIGHTED AVERAGE
(no label)	16.67% 1	66.67% 4	16.67% 1	0.00% 0	6	2.00



**Q9 What is your rating for how well the School of ED prepares the teacher to engage in ongoing professional learning and uses evidence to continually evaluate his/her practice, particularly the effects of his/her choices and actions on others (learners, families, other professionals, and the community) and adapt practice to meet the needs of each learner? (InTASC Standard 9)**

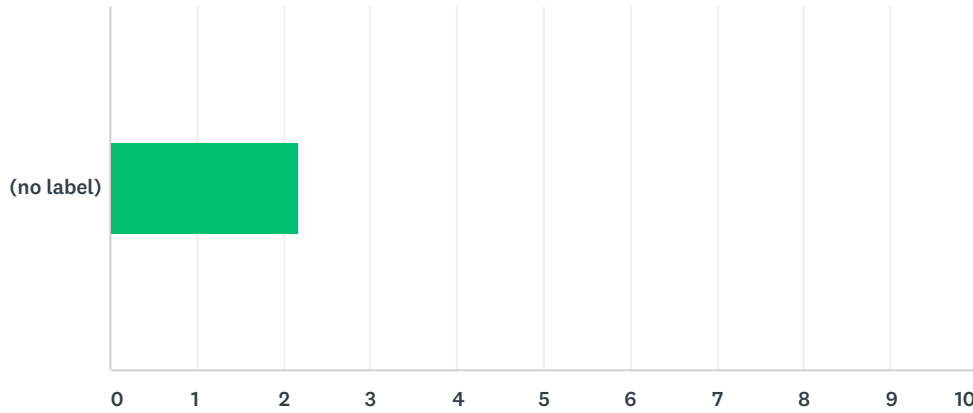
Answered: 6 Skipped: 0



	4 EXEMPLARY	3 ACCOMPLISHED	2 DEVELOPING	1 INEFFECTIVE	TOTAL	WEIGHTED AVERAGE
(no label)	16.67%	50.00%	33.33%	0.00%	6	2.17
	1	3	2	0		

Q10 What is your rating for how well the School of ED prepares the teacher to seek appropriate leadership roles and opportunities to take responsibility for student learning, to collaborate with learners, families, colleagues, other school professionals and community members to ensure learner growth and to advance the profession? (InTASC Standard 10)

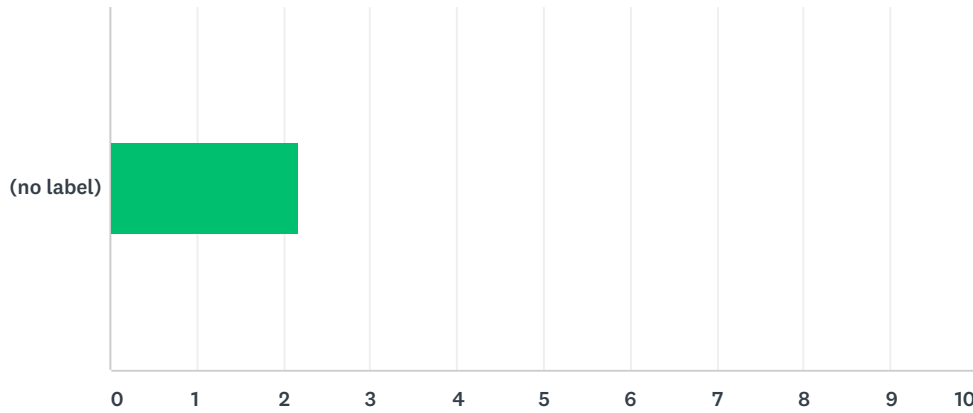
Answered: 6 Skipped: 0



	4 EXEMPLARY	3 ACCOMPLISHED	2 DEVELOPING	1 INEFFECTIVE	TOTAL	WEIGHTED AVERAGE
(no label)	0.00%	83.33%	16.67%	0.00%	6	2.17
	0	5	1	0		

### Q11 What is your rating for how well the School of Education prepares teachers to work effectively with students with disabilities?

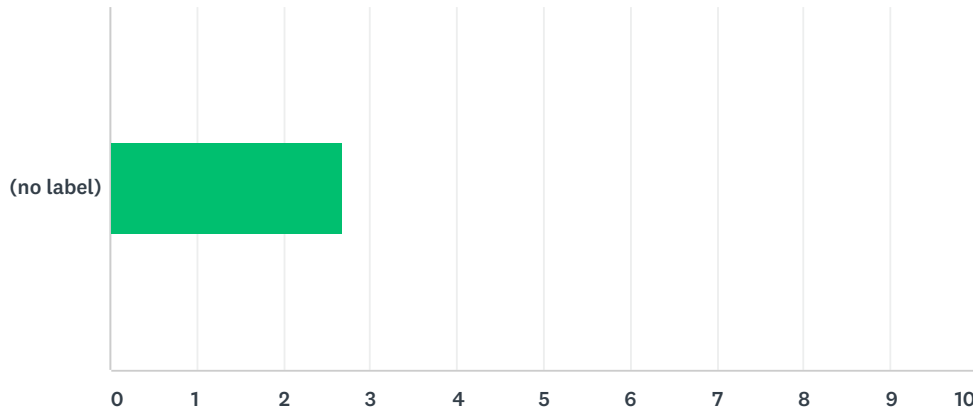
Answered: 6 Skipped: 0



	4 EXEMPLARY	3 ACCOMPLISHED	2 DEVELOPING	1 INEFFECTIVE	TOTAL	WEIGHTED AVERAGE
(no label)	0.00% 0	83.33% 5	16.67% 1	0.00% 0	6	2.17

### Q12 What is your rating of how well the School of ED prepares teachers to teach students with limited English proficiency?

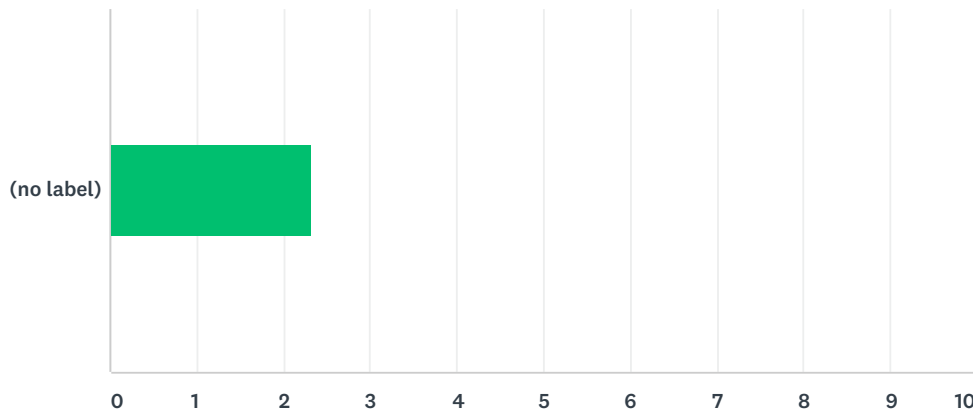
Answered: 6 Skipped: 0



	4 EXEMPLARY	3 ACCOMPLISHED	2 DEVELOPING	1 INEFFECTIVE	TOTAL	WEIGHTED AVERAGE
(no label)	0.00% 0	33.33% 2	66.67% 4	0.00% 0	6	2.67

### Q13 What is your rating for how well the School of Education prepares teachers to differentiate instruction?

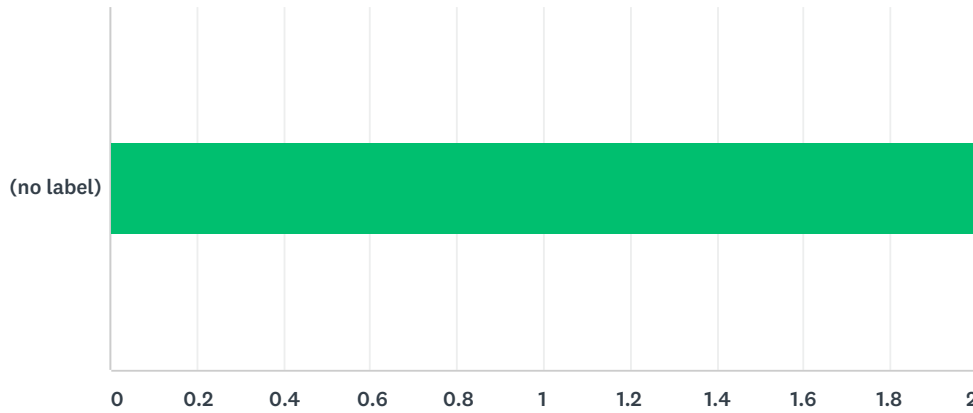
Answered: 6 Skipped: 0



	4 EXEMPLARY	3 ACCOMPLISHED	2 DEVELOPING	1 INEFFECTIVE	TOTAL	WEIGHTED AVERAGE
(no label)	16.67% 1	50.00% 3	16.67% 1	16.67% 1	6	2.33

### Q14 What is your rating for how well the School of ED prepares teachers to use the Kentucky Academic Standards for instruction?

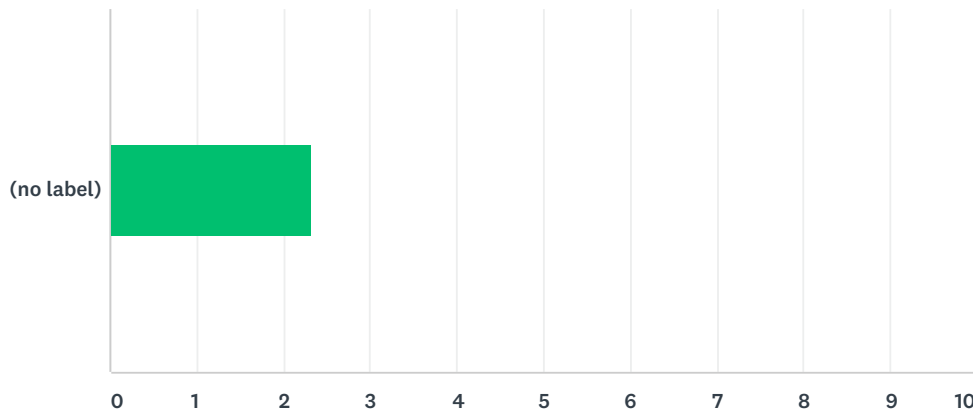
Answered: 6 Skipped: 0



	4 EXEMPLARY	3 ACCOMPLISHED	2 DEVELOPING	1 INEFFECTIVE	TOTAL	WEIGHTED AVERAGE
(no label)	16.67%	66.67%	16.67%	0.00%	6	2.00
	1	4	1	0		

### Q15 What is your rating for how well the School of ED prepares teachers to close the achievement gaps?

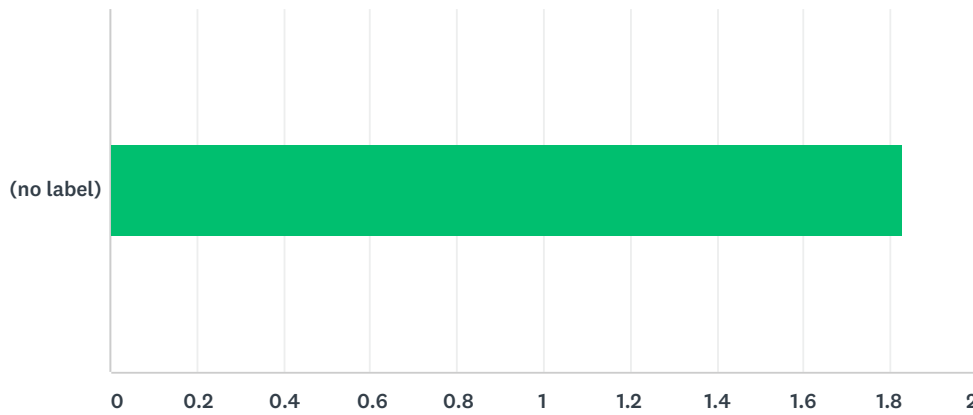
Answered: 6 Skipped: 0



	4 EXEMPLARY	3 ACCOMPLISHED	2 DEVELOPING	1 INEFFECTIVE	TOTAL	WEIGHTED AVERAGE
(no label)	0.00%	66.67%	33.33%	0.00%	6	2.33
	0	4	2	0		

### Q16 What is your rating of how well the School of ED prepares teachers to positively impact student learning?

Answered: 6 Skipped: 0



	4 EXEMPLARY	3 ACCOMPLISHED	2 DEVELOPING	1 INEFFECTIVE	TOTAL	WEIGHTED AVERAGE
(no label)	16.67%	83.33%	0.00%	0.00%	6	1.83
	1	5	0	0		



## Q17 What do you consider a strength of the teacher preparation through the School of Education at Campbellsville University?

Answered: 5 Skipped: 1

#	RESPONSES	DATE
1	KTIP prep.	1/20/2017 10:39 AM
2	Teacher's are hard workers.	1/20/2017 10:15 AM
3	The one teacher we have from Campbellsville is extremely passionate.	1/20/2017 8:40 AM
4	Confidence	1/20/2017 7:36 AM
5	The teachers from CU are prepared for the classroom.	1/19/2017 7:16 PM

## Q18 What do you consider a growth area for the preparation program through the School of Education at Campbellsville University?

Answered: 5 Skipped: 1

#	RESPONSES	DATE
1	Working with ALL students.	1/20/2017 10:39 AM
2	ESL	1/20/2017 10:15 AM
3	Formative Assessment	1/20/2017 8:40 AM
4	Differentiation; special ed. paperwork	1/20/2017 7:36 AM
5	Working with small groups and application of material to real-world situations.	1/19/2017 7:16 PM

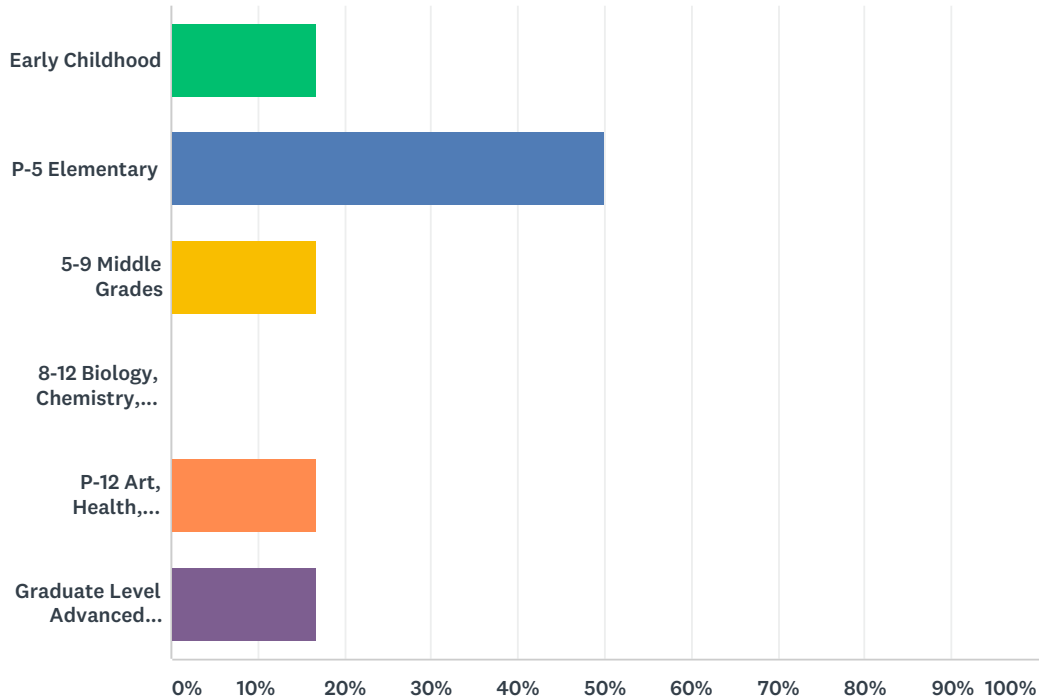
## Q19 Please add any other comments or suggestions for program improvement.

Answered: 0 Skipped: 6

#	RESPONSES	DATE
	There are no responses.	

**Q20 Please check the grade levels that apply to the majority of your experience with Campbellsville University student teachers and graduates AND on which you based the previous ratings.**

Answered: 6 Skipped: 0



ANSWER CHOICES	RESPONSES	
Early Childhood	16.67%	1
P-5 Elementary	50.00%	3
5-9 Middle Grades	16.67%	1
8-12 Biology, Chemistry, English, Mathematics, Social Studies	0.00%	0
P-12 Art, Health, Physical Education, Music, Special Education, other	16.67%	1
Graduate Level Advanced Programs	16.67%	1
Total Respondents: 6		